

Ceribell EEG File Upload Through USB

The Ceribell EEG System is designed to upload EEG files through Wi-Fi, but in the event the Wi-Fi upload does not complete, you can upload through USB.

1

Connect USB to device

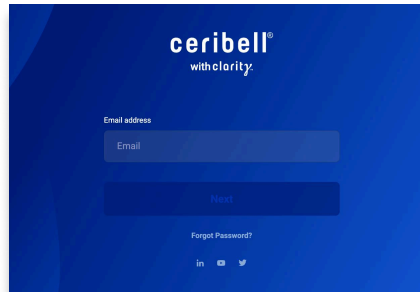


Connect the Ceribell Recorder to the computer with the Ceribell micro-USB cable (white arrow facing up).

The computer must have access to the USB port.

2

Login to Ceribell EEG Portal



In an internet browser, go to: eeg.ceribell.com and enter:

Email address: upload@ceribell.com

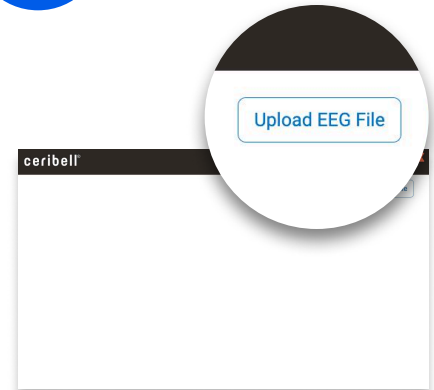
Password: ceribelleeg

Compatible web browsers: Chrome, Firefox, Safari, and Edge

Internet Explorer is not compatible

3

Upload EEG File

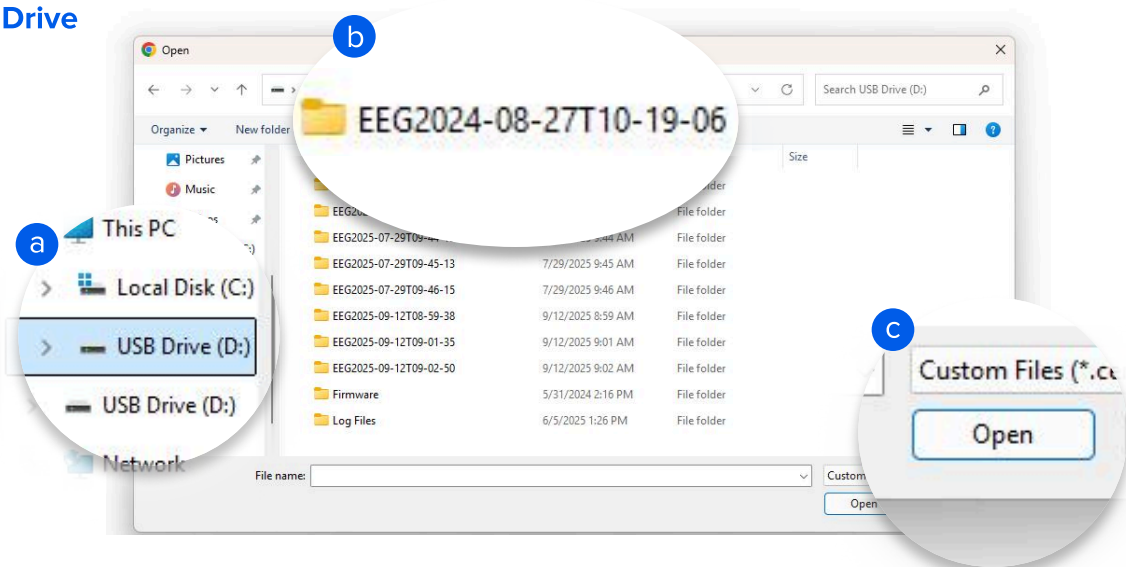


In the upper right-hand corner of the Patient List page, click the **Upload EEG File Button**.

A file dialog window will appear.

4

Load Drive



a Navigate to the “**USB Drive (D:)**” drive under “This PC”.

b Double-click on the folder name to select the recording file.

c Select the file of the recording. The file has the same name as the folder, and it is the only file inside the folder. Click the **Open** button.

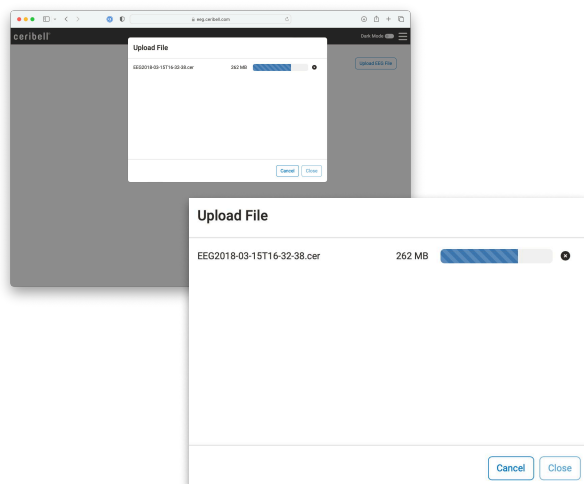
Note: Ceribell recording files are each in a separate folder, and the folder is named by the date and time that the EEG was started. For example, if a recording was started at 10:19:06 on August 27, 2024, the folder will be named EEG2024-08-27T10-19-06.

Ceribell EEG File Upload Through USB

The Ceribell EEG System is designed to upload EEG files through Wi-Fi, but in the event the Wi-Fi upload does not complete, you can upload through USB.

5

Upload File



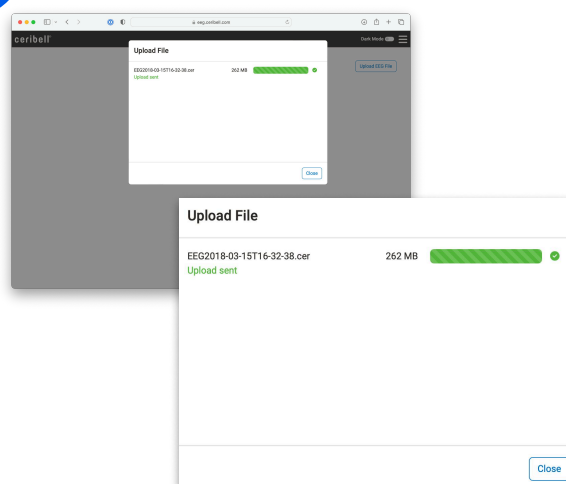
The file will begin to upload.

Keep the Recorder connected to computer for the entire duration of upload.

Note: Uploading may take several minutes, depending upon the length of the recording.

6

Upload Successful



The upload dialog will display a green check mark when the upload is successful.

You may now disconnect the Recorder from the computer.

You may now also click the **Close** button and exit the internet browser.

Refer to the [Ceribell EEG Recorder Operator Manual](#) for more detailed instructions and information.