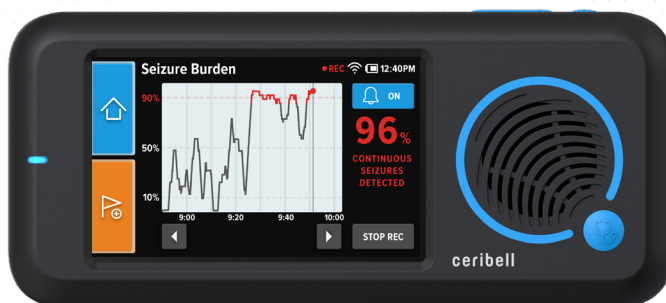


ceribell

Rapid Response EEG

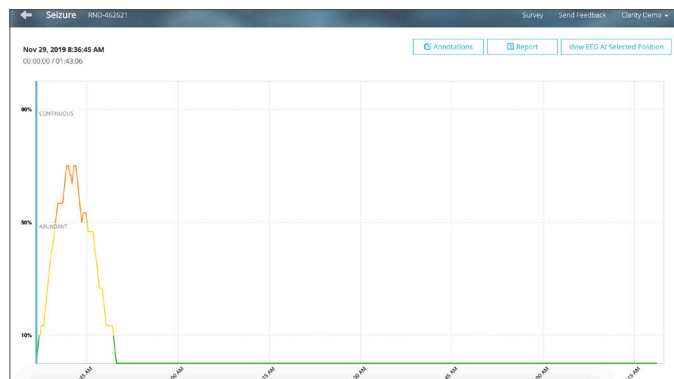
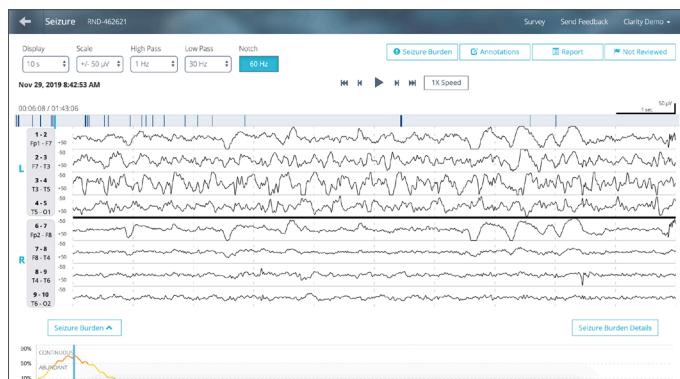
Now with
clarity

24/7 continuous bedside EEG monitoring and alert



At the bedside, Clarity provides:

- First FDA-cleared instantaneous bedside alert indicating status epilepticus
- Continuous EEG monitoring and seizure burden display*



Remotely, Clarity provides:

- First FDA-cleared seizure burden trend for effective patient management
- The most accurate EEG seizure burden labeling

*Seizure burden is the prevalence defined by the American Clinical Neurophysiology Society (ACNS) as the percentage of time that EEG shows seizure activity.

Ceribell with Clarity:

Clinical Impact

Provides consistently high performance that minimizes inter-rater variability²

100% sensitivity in detecting and alerting for status epilepticus

88% sensitivity for identifying epileptiform activity

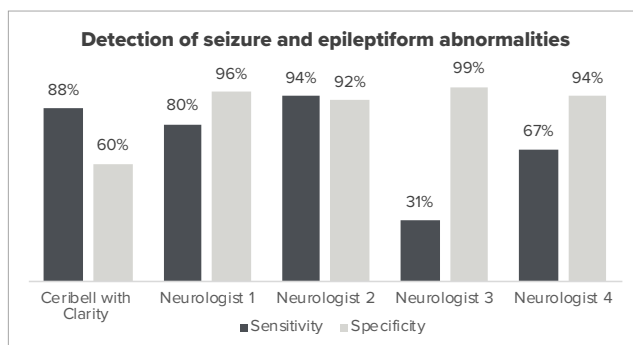
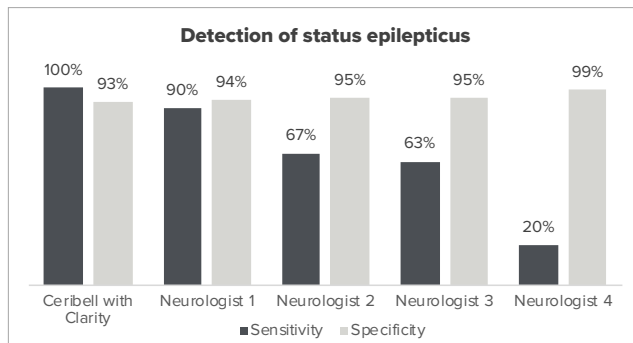
99% accuracy in ruling out seizure and seizure-like activity

10%
of EEGs resulted in alerts

33%
of EEGs were identified with seizure or epileptiform abnormalities

57%
of EEGs were identified as normal or slow

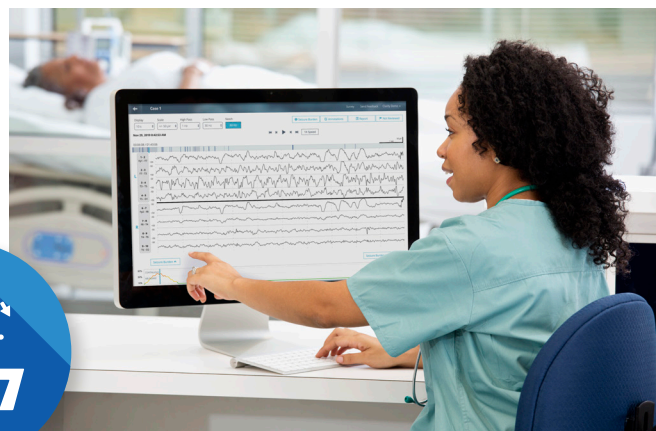
All 4 neurologists have fellowship training in epilepsy



Economic Impact

Enhances your EEG capability to 24/7 on-site monitoring while realizing significant savings

- Minimize delays in treating non-convulsive status epilepticus
- Avoid unnecessary anti-epileptic medications
- Avoid unnecessary patient transfers
- Reduce patient length of stay
- Increase reading efficiency for neurologists



Ceribell Rapid Response EEG with Clarity may include both seizure and highly epileptiform activity in seizure burden monitoring.

CAUTION: FEDERAL (US) LAW RESTRICTS THIS DEVICE TO SALE BY OR ON THE ORDER OF A PHYSICIAN. REFER TO OPERATOR MANUAL AND LABELING FOR INDICATIONS, CONTRAINDICATIONS, WARNINGS, PRECAUTIONS AND INSTRUCTIONS FOR USE.

The Ceribell EEG system provides seizure detection notifications based on EEG recordings. Seizure detection notifications are not a substitute for review of the underlying EEG by a trained expert. Seizure Detection results may be delayed in the case of slow or intermittent internet connectivity. This device does not provide any diagnostic conclusion about the patient's condition to the user.

1. American Clinical Neurophysiology Society's Standardized Critical Care EEG Terminology: 2012 version. Journal of Clinical Neurophysiology, Volume 30, Number 1, February 2013
2. Data under review for publication; 353 EEG recordings from six (6) hospitals

MK-00043, rev C

For ordering or more information:

e EEG@ceribell.com | p 1-800-436-0826 | www.ceribell.com

ceribell